



A Glance at

KERMAN

Agriculture







Kerman Chamber of Commerce,
Industries, Mines and Agriculture



Kerman Chamber of Commerce Industries, Mines and Agriculture

Title: A Glance at Kerman Agriculture

Prepared by: Masoumeh Saeid -Market and Business Environment Promotion
Department

Collated by: Shima Malekpour zadeh, Mahshid Izadi

Translated by: Mehdi Badiie

Published by: Public Relations Department of Kerman Chamber of Commerce

Second Edition: September 2021

Email: pr@otagh-bazargani.com

Telephone: +98-3432458394 , +98-3432471841, +98-3432471765



Introduction

Kerman province is known as one of the best regions of Iran from ancient times. The province is located between the intersections of Zagros range of Mountains and Central Mountains with the length of almost 160 km. These two ranges criss-cross the province with snowcapped peaks of more than 4000 meters and the province is literally a plateau with an average altitude of around 1500 meters, but in the southern regions of the province there are semi-tropical fertile depressions of Jiroft, Rudbar and Orzoo and yet another depression in the East at Shahdad bordering on the great Lut Desert. These natural features give rise to extraordinary climatological diversity and hence to varied natural landscapes and agricultural and horticultural activities. This exceptional intersection between high-low altitude, mountains-deserts and tropical-cold areas has created a unique natural environment which can rarely be seen in Iran plateau. These mountains have divided Kerman province into two distinct climatological regions; arid and temperate. These two regions have formed three sub regions; which are I) desert, II) hot-cold and III) mountainous sub regions.

Almost 70 kinds of agricultural products in an area of 288,000 hectares with the yield of 4 million tons and 54 types of horticultural production in an area of 401,000 hectares with the production of 1,8 million tons are being cultivated due to diversity of climates in Kerman province. More than %14 of orchards in the country are situated in this province and from this point of view the province ranks as number one. We do not know anywhere on earth that within a mere distance of 30 kilometers you could start with semi-tropical vegetation like fruit bearing date palms, papaya, mango and other evergreen trees and as you proceed and ascend the mild slope of the valley, passing citrus plantations, going through deciduous fruit tree orchards like apples, pears and cherries and eventually reaching vast expanses of Persian walnut groves which grow and yield fruit in relatively cold climates. Annual precipitation in the province is around 110 mm.

Advantages:

- Climatic condition which diversified agricultural products of the province
- Off season agricultural products

Climatic diversity of Kerman province enabled the province to produce several horticultural, cultivated and organic products. Staggering point about Agriculture of Kerman province which made it exclusive is within mere distance of 30 kilometers you can start with semi-tropical vegetation like fruit bearing date palms, papaya, mango and other evergreen trees and as you proceed and ascend the mild slope of the valley, passing citrus plantations, going through deciduous tree orchards like apples, pears and cherries and eventually reaching vast expanses of Persian Walnut groves which grow and yield fruit in relatively cold climates.

Kerman is a lofty plateau with a dry climate making it ideal to produce such items as the best quality rose water in the region of Lalezar in Kerman province.

- Top producer of pistachios in Iran with production capacity of 100,000 tons
- Top producer of dates in Iran with production capacity of 321,000 tons
- Top producer of seasonal and off seasonal indoor growing products under cultivation area of 2577 ha. and production capacity of 460,000 tons
- Damask rose
- Contribution to production of nearly 7624 tons of rose flowers under an approx 4600 ha.
- Habitat of more than 300 types of medicinal herbs under cultivation area of 7900 ha. and contribution to production of 57000 tons.

Agricultural industries and natural resources of the province are inevitably vital to preserve water resources, climate, wild life and ecology of the province.

Province Agriculture production value: 150 Billion Rials

number	city	Cultivation area (hectare)	Orchard area (hectare)	number	city	Cultivation area (hectare)	Orchard area (hectare)
1	Orzooiyeh	32429	3027	15	Anbarabad	24159	17568
2	Anar	37	17969	16	Faryab	6691	1212
3	Baft	18161	7668	17	Fahraj	4035	8021
4	Bardsir	25771	7486	18	Ghaleganj	43996	4021
5	Bam	4239	6768	19	Kerman	13970	44973
6	Jiroft	35423	31542	20	Kouhbanan	17797	2467
7	Rabor	11774	7875	21	Kahnooj	710	588
8	Ravar	799	4964	22	Manoojan	8220	4358
9	Rafsanjan	132	61310	23	Narmashir	1154	5900
10	Roudbar	132247	5296				
11	Rigan	6467	8913				
12	Zarand	2387	16526				
13	sirjan	17603	55267				
14	Shahrbabak	3834	21750				

Reference: Iran statistics center- statistics yearly book



Cultivation of the Province



Cultivation of the province:

Total contribution to cultivated area of the province: 287,821 ha. 2.45 % of the whole country

Total contribution to cultivated product of the province: 4,716,336 tons, 5.7 % of the whole country



Wheat

Total contribution to wheat cultivated area of the province: 74518 ha.

Total contribution to wheat production of the province: 337235 tons

The yield contribution of wheat in the province: 9090 kg / ha



Barley

Total contribution to barley cultivated area of the province: 27600 ha.

Total contribution to of barley production of the province: 91409 tons

The yield contribution of barley in the province: 6076 kg / ha



Corn

Total contribution to corn cultivated area of the province: 20300 ha.

Total contribution to corn production of the province: 180771 tons

The yield contribution of corn in the province: 17649 kg / ha



Cereal

Total contribution to cereal cultivated area of the province: 122418 ha.

Total contribution to cereal production of the province: 609415 tons

The yield contribution of cereal in the province: 32815 kg / ha



Legumes

Total contribution to legumes cultivated area of the province: 5695 ha.

Total contribution to legumes production of the province: 9394 tons

The yield contribution of legumes in the province: 8368 kg / ha



Chickpea

Total contribution to chickpea cultivated area of the province: 532 ha.

Total contribution to chickpea production of the province: 735 tons

The yield contribution of cereal in the province: 2772 kg / ha



Bean

Total contribution to bean cultivated area of the province: 2377 ha.

Total contribution to bean production of the province: 3668 tons

The yield contribution of bean in the province: 2950 kg / ha



Lentil

Total contribution to lentil cultivated area of the province: 407 ha.

Total contribution to lentil production of the province: 528 tons

The yield contribution of lentil in the province: 2646 kg / ha



Other legumes

Total contribution to other legumes cultivated area of the province: 2379 ha.

Total contribution to other legumes production of the province: 4464 tons

Industrial Products

Total contribution to Industrial Products cultivated area of the province: 13596 ha.

Total contribution to Industrial Products production of the province: 27064 tons

The yield contribution of Industrial Products in the province: 59330 kg / ha



Cotton

Total contribution to cotton cultivated area of the province: 1450 ha.

Total contribution to cotton production of the province: 3118 tons

The yield contribution of cotton in the province: 2150 kg / ha



Sesame

Total contribution to sesame cultivated area of the province: 900 ha.

Total contribution to sesame production of the province: 11400 tons

The yield contribution of sesame in the province: 2300 kg / ha



Safflower

Total contribution to safflower cultivated area of the province: 290 ha.

Total contribution to safflower production of the province: 345 tons

The yield contribution of safflower in the province: 2439 kg / ha



Sunflower

Total contribution to sunflower cultivated area of the province: 360 ha.

Total contribution to sunflower production of the province: 656 tons

The yield contribution of sunflower in the province: 3650 kg / ha



Rapeseed

Total contribution to rapeseed cultivated area of the province: 1660 ha.

Total contribution to rapeseed production of the province: 2918 tons

The yield contribution of rapeseed in the province: 3381 kg / ha



Vegetables

Total contribution to vegetables cultivated area of the province: 40622 ha.

Total contribution to vegetables production of the province: 295655 tons

The yield contribution of vegetables in the province: 218781 kg / ha



Potato

Total contribution to potato cultivated area of the province: 12157 ha.

Total contribution to potato production of the province: 426839 tons

The yield contribution of potato in the province: 67541 kg / ha



Onion

Total contribution to onion cultivated area of the province: 8338 ha.

Total contribution to onion production of the province: 446070 tons

The yield contribution of onion in the province: 85204 kg / ha



Tomatoes

Total contribution to tomato cultivated area of the province: 12808ha.

Total contribution to tomato production of the province: 457004 tons

The yield contribution of tomato in the province: 66036 kg / ha



Other vegetables

Total contribution to other vegetables cultivated area of the province: 7319 ha.

Total contribution to other vegetables production of the province: 162628 tons



Medicinal Herbs

Total contribution to medicinal herbs cultivated area of the province (fertilized + unfertilized): 1322 ha.

Total contribution to medicinal herbs production of the province: 8393 tons

The yield contribution of medicinal herbs in the province: 306876 kg / ha



Saffron

Total contribution to saffron cultivated area of the province (fertilized + unfertilized): 1455/6 ha.

Total contribution to saffron production of the province: 2/834 tons

The yield contribution of saffron in the province: 5/09 kg / ha

Kitchen garden products

Total contribution to kitchen garden products cultivated area of the province: 39453 ha.

Total contribution to kitchen garden production of the province: 1281199 tons

The yield contribution of kitchen garden in the province: 155771 kg / ha



Melon

Total contribution to melon cultivated area of the province: 924 ha.
Total contribution to melon production of the province: 15565 tons
The yield contribution of melon in the province: 34182 kg / ha



Watermelon

Total contribution to watermelon cultivated area of the province: 18650 ha.
Total contribution to watermelon production of the province: 668148 tons
The yield contribution of watermelon in the province: 70301 kg / ha



Cucumber

Total contribution to cucumber cultivated area of the province: 16450 ha.
Total contribution to cucumber production of the province: 519903 tons
The yield contribution of cucumber in the province: 51288 kg / ha



Other kitchen garden products

Total contribution to other kitchen garden products cultivated area of the province: 3429 ha.
Total contribution to other kitchen garden products production of the province: 77583 tons



Silage

Total contribution to silage cultivated area of the province: 65429 ha.
Total contribution to silage production of the province: 1294653 tons
The yield contribution of silage in the province: 124574 kg / ha



Alfalfa

Total contribution to Alfalfa cultivated area of the province: 40297 ha.
Total contribution to Alfalfa production of the province: 510310 tons
The yield contribution of Alfalfa in the province: 25262 kg / ha



Clover

Total contribution to clover cultivated area of the province: 459 ha.
Total contribution to clover production of the province: 2984 tons
The yield contribution of clover in the province: 6500 kg / ha



Sorghum

Total contribution to sorghum cultivated area of the province: 10362 ha.
Total contribution to sorghum production of the province: 467376 tons
The yield contribution of sorghum in the province: 92068 kg / ha



Other Silage

Total contribution to other silage cultivated area of the province: 14311 ha.

Total contribution to other silage production of the province: 313985 tons

Other Crops

Total contribution to other crops cultivated area of the province: 608 ha.

Total contribution to other crops production of the province: 2071 tons



Horticulture of the Province



Horticulture of the Province:

Total contribution area of fertilized and unfertilized orchards of the province: 400628 ha. 14 % of the whole country

Total contribution to fertilized and unfertilized orchards product of the province: 1844587 tons, 8 % of the whole country



Apple

Total contribution to apple cultivated area of the province (fertilized + unfertilized): 3694 ha.

Total contribution to apple production of the province: 38808 tons

The yield contribution of apple in the province: 26677 kg / ha



Pear

Total contribution to pear cultivated area of the province (fertilized + unfertilized): 863 ha.

Total contribution to pear production of the province: 4822 tons

The yield contribution of pear in the province: 13927 kg / ha




Quince

Total contribution to quince cultivated area of the province (fertilized + unfertilized): 1265 ha.

Total contribution to quince production of the province: 7376 tons

The yield contribution of quince in the province: 18987 kg / ha



Sour Cherry

Total contribution to sour cherry cultivated area of the province (fertilized + unfertilized): 797 ha.

Total contribution to sour cherry production of the province: 3533 tons

The yield contribution of sour cherry in the province: 10836 kg / ha



Cherry

Total contribution to cherry cultivated area of the province (fertilized + unfertilized): 1690 ha.

Total contribution to cherry production of the province: 9533 tons

The yield contribution of cherry in the province: 12584 kg / ha



Green Tomato

Total contribution to green tomato cultivated area of the province (fertilized + unfertilized): 267 ha.

Total contribution to green tomato production of the province: 1606 tons

The yield contribution of green tomato in the province: 12960 kg / ha



Plum and Mirabelle plum

Total contribution to plum cultivated area of the province (fertilized + unfertilized): 467 ha.
Total contribution to plum production of the province: 2375 tons
The yield contribution of plum in the province: 11389 kg / ha



Peach, Nectarine and Avariety of Peach

Total contribution to peach cultivated area of the province (fertilized + unfertilized): 1889 ha.
Total contribution to peach production of the province: 18856 tons
The yield contribution of peach in the province: 22320 kg / ha



Apricot

Total contribution to apricot cultivated area of the province (fertilized + unfertilized): 4503 ha.
Total contribution to apricot production of the province: 31840 tons
The yield contribution of apricot in the province: 15320 kg / ha



Grape

Total contribution to grape cultivated area of the province (fertilized + unfertilized): 3111 ha.
Total contribution to grape production of the province: 15771 tons
The yield contribution of grape in the province: 13323 kg / ha



Pistachio

Total contribution to pistachio cultivated area of the province (fertilized + unfertilized): 212636 ha.
Total contribution to pistachio production of the province: 100402 tons
The yield contribution of pistachio in the province: 1832 kg / ha



Almond

Total contribution to almond cultivated area of the province (fertilized + unfertilized): 15380 ha.
Total contribution to almond production of the province: 10635 tons
The yield contribution of almond in the province: 2046 kg / ha



Walnut

Total contribution of walnut cultivated area of the province (fertilized + unfertilized): 20517 ha.
Total contribution of walnut production of the province: 18846 tons
The yield contribution of walnut in the province: 2555 kg / ha



Date

Total contribution to date cultivated area of the province (fertilized + unfertilized): 58855 ha.
Total contribution to date production of the province: 321449 tons
The yield contribution of date in the province: 11814 kg / ha



Orange

Total contribution to orange cultivated area of the province (fertilized + unfertilized): 31769 ha.
Total contribution to orange production of the province: 508008 tons
The yield contribution of orange in the province: 35638 kg / ha



Tangerine

Total contribution to tangerine cultivated area of the province (fertilized + unfertilized): 1860 ha.
Total contribution to tangerine production of the province: 20070 tons
The yield contribution of tangerine in the province: 25624 kg / ha



Lime

Total contribution to lime cultivated area of the province (fertilized + unfertilized): 4463 ha.
Total contribution to lime production of the province: 53472 tons
The yield contribution of lime in the province: 21175 kg / ha



Lemon

Total contribution to lemon cultivated area of the province (fertilized + unfertilized): 582 ha.
Total contribution to lemon production of the province: 8739 tons
The yield contribution of lemon in the province: 28153 kg / ha



Pomegranate

Total contribution to pomegranate cultivated area of the province (fertilized + unfertilized): 3530 ha.
Total contribution to pomegranate production of the province: 38207 tons
The yield contribution of pomegranate in the province: 25933 kg / ha



Fig

Total contribution to fig cultivated area of the province (fertilized + unfertilized): 1261 ha.
Total contribution to fig production of the province: 3226 tons
The yield contribution of fig in the province: 9390 kg / ha



Olive

Total contribution to olive cultivated area of the province (fertilized + unfertilized): 3698 ha.

Total contribution to olive production of the province: 4390 tons

The yield contribution of olive in the province: 3156 kg / ha



Rose Flower

Total contribution to rose flower cultivated area of the province (fertilized + unfertilized): 4699 ha.

Total contribution to rose flower production of the province: 7624 tons

The yield contribution of rose flower in the province: 32194 kg / ha





Indoor growing Products of the Province



Indoor growing Products of the Province:

Total contribution to indoor growing products cultivated area of the province (fertilized + unfertilized): 2734 ha. , 20.6 % of the whole country

Total contribution to indoor growing products of the province: 420000 tons. , 18.1 % of the whole country

Indoor growing cucumber:

Total contribution to indoor growing cucumber cultivated area of the province (fertilized + unfertilized): 2012 tons

Total contribution to indoor growing cucumber production of the province: 402720 kg / ha

The yield contribution of indoor growing cucumber in the province: 421606 kg / ha

Indoor growing tomato:

Total contribution to indoor growing tomato cultivated area of the province (fertilized + unfertilized): 97 tons

Total contribution to indoor growing tomato production of the province: 22945 kg / ha.

The yield contribution of indoor growing tomato in the province: 465517 kg / ha



Indoor growing Pepper

Total contribution to indoor growing pepper cultivated area of the province (fertilized + unfertilized): 64.9 tons

Total contribution to indoor growing pepper production of the province: 6135 kg / ha

The yield contribution of indoor growing pepper in the province: 243750 kg / ha



Indoor growing Eggplant

Total contribution to indoor growing eggplant cultivated area of the province (fertilized + unfertilized): 126.3 ha.

Total contribution to indoor growing eggplant production of the province: 14400 tons

The yield contribution of indoor growing eggplant in the province: 114650 kg / ha



Indoor growing Strawberry

Total contribution to indoor growing strawberry cultivated area of the province (fertilized + unfertilized): 266.3 ha.

Total contribution to indoor growing strawberry production of the province: 9702 tons

The yield contribution of indoor growing strawberry in the province: 90286 kg / ha

Flowers and Ornamental Plants

Total contribution to cultivated area of indoor growing cut flowers of the province: 14.5 ha.

Total contribution to cultivated area of indoor growing apartment plants of the province: 11.6 ha.

Total contribution to open field area of the province (cut flower production, trees and shrubs, seasonal and transplanted herbs): 14.3 ha.

Contribution to production of indoor growing cut flowers: 15500000 branches

Contribution to production of indoor growing apartment plants: 2300000 vases

Contribution to production of open field cut flowers: 200000 branches

Contribution to production of open field trees and shrubs: 1000000

Contribution to production of open field seasonal and transplanted herbs: 3100000 bushes



Button Mushroom

Total contribution to button mushroom cultivated area of the province: 127186 ha.

Total contribution to button mushroom compost consumption of the province: 12060 tons

The yield contribution Production of button mushroom in the province: 20 kg / sq





Livestock, Poultryes, Aquatic Animals, Beehives of the Province





Livestock

Total number of Sheep and Lambs of the province: 1846943

Total number of Goats and Kids of the province: 2057867

Total number of Cows and Calves of the province: 212008

Total number of Camels of the province: 22074

Total contribution to production of red meat in the province: 34090 tons

Total contribution to production of milk in the province: 279200 tons

Poulties

Total number of poultry farms of the province: 525

Total capacity of poultry production of the province: 9134

Total contribution to production of chicken poultry in the province:
61050 tons

Total number of broiler breeder farms of the province: 7

Total capacity of broiler breeder breeds of the province: 358

Total number of laying hen farms of the province: 25

Total number of laying hen in the province: 1541

Total contribution to eggs production of the province: 16350 tons

Beehives

Total number of beehives: 250389

Total contribution to honey production of the province: 1355.486 tons



Aquatic Animals

Total number of warm water fish breeding farms (carp, caviar) in the province: 376
Total contribution to area of warm water fish breeding farms (carp, caviar) in the province: 404 ha.

Total number of cold water fish breeding farms in the province: 330
Total contribution to area of cold water fish breeding farms in the province: 384596 square meter

Jungles and pastures

Total contribution area to province jungles (including shrubs & Bushes): 5,280,680 ha.
Total contribution area to province deserts: 7,860,548.2 ha.
Total contribution area to province pastures: 8,186,300 ha.
Total contribution area to province natural resources: 16,719,701 ha.
Total contribution area to province woods: 4107/2 ha.
Total contribution area to province semi-woods: 46309/3 ha.
Total contribution area to sparse jungles of the province: 512732/4 ha.
Total contribution area to shrubberies and nurseries: 81030/3 ha.



Processing and Finishing Industries



Processing and Finishing Industries:

Total number of fish and Aquatic animals processing and packaging factories in the province: 3

Total contribution to nominal production of fish and Aquatic animals processing and packaging factories of the province: 925 tons

Total number of aquatic tuna factories in the province: 2

Total contribution to nominal production of aquatic tuna industries factories in the province: 1750

Total number of dairy factories in the province: 16

Total contribution to nominal production of dairy factories in the province: 137000 tons

Total number of meat and chicken packaging factories in the province: 5

Total contribution to nominal production of meat and chicken packaging factories in the province: 5666

Total number of olives, canning and processing factories in the province:3

Total contribution to nominal, canning and processing of factories in the province: 340 tons

Total number of production factories of olive oil in the province: 3

Total contribution to nominal production factories of olive oil in the province: 200 tons

Total number of corn processing and packaging factories in the province: 23

Total contribution to nominal production of corn processing and packaging factories in the province: 193000 tons

Total number of potatoes processing factories in the province: 2

Total contribution to nominal production of potatoes processing factories in the province: 900 tons

Total number of seeds oil extraction factories in the province: 7

Total contribution to nominal production of seeds oil extraction factories in the province: 2342 tons

Total number of processing and packaging of tomato (tomato paste, drying, ...) factories in the province: 4

Total contribution to nominal production of processing and packaging tomato (tomato paste, drying, ...) factories in the province: 46200 tons

Total number of processing and packaging of legumes factories in the province: 13

Total contribution to nominal production of processing and packaging legumes factories in the province: 5510 tons

Total number of pistachios processing and packaging factories in the province: 294

Total contribution to nominal production of pistachios processing and packaging factories in the province: 412400 tons

Total number of dried nuts (except pistachios) processing factories in the province: 4

Total contribution to nominal production of dried nuts (except pistachios) factories in the province: 2500 tons

Total number of dates grading and packaging factories in the province: 93

Total contribution to dates nominal grading and packaging factories in the province: 168146 tons

Total number of fruits, and citrus (drying, compotes, jams, ...) processing factories in the province: 7

Total contribution to nominal, fruits and citrus (drying, compotes, jams, ...) processing factories in the province: 11970 tons

Total number of vegetables and mushrooms' processing and packaging factories in the province: 8

Total contribution to vegetables and mushrooms' processing and packaging factories in the province: 10670 tons

Total number of cold storages of the province: 200

Total contribution to nominal cold storages of the province: 291070 tons

Total number of pickles production factories in the province: 5

Total contribution to nominal production of pickles factories in the province: 4200 tons

Total number of herbs' essence production factories in the province: 27
Total contribution to nominal production of herbs' essence factories in the province:
21220 tons

Total number of factories of producing aquatic animals, livestock, poultry food in the
province: 34
Total contribution to nominal production of aquatic animals, livestock, poultry food
factories in the province: 399500 tons

Total number of saffron processing and packaging factories in the province: 3
Total contribution to saffron processing and packaging factories in the province:
11 tons

Total number of honey processing and packaging factories in the province: 4
Total contribution to nominal capacity of honey processing and packaging factories
in the province: 410 tons

Total number of seeds processing and packaging factories in the province: 1
Total contribution to seeds processing and packaging factories in the province:
2000 tons

Total number of fertilizers processing factories in the province: 17
Total contribution to nominal fertilizers processing factories in the province: 48500
tons

Iran and Kerman Export Chapters in Agricultural Sector-2020

row	commodity description	Tariff N.	Dollar Value		Province Share of Iran(%)
			Kerman	Iran	
1	pistachio	08025	934139842	1371692736	68/10
2	dates	08041	26719800	296701278	9/01
3	milk,dough,yoghurt,cream,honey	04	2795763	419529704	0/67
4	barbery	08109020	20349	320078	6/36
5	grapes	08062	393563	234297023	0/17
6	almond	08021	551381	31623281	1/74
7	other oil seeds	120	321253	8161534	3/94
8	figs	08042	254354	42584019	0/60
9	Edible vegetables and certain roots and tubers	07	112456	942229663	0/01
10	asaftetida(bitter and sweet)	13019	1274270	5619860	22/67
11	black tea	09024	0	14485123	0/00
12	flowers and buds for bunch of flowers	06	73207	26856346	0/27
13	Essence of licorice and other plants essence	13021	3878	20107828	0/02
14	onion and persian shallots	07031	2643	138288231	0/002
15	henna	14049	5596	16661025	0/03
16	plum and other dried fruits	08134	218742	9033353	2/42
17	semi milled rice, wholly milled rice	10063	17548	4703527	0/37
18	plum and fresh tomato	08094	0	50118190	0/00
19	saffron and other spices	0910	64767	193939993	0/03
20	corn	10059090	0	0	0/00
21	sunflowers seeds	12060	214	1290331	0/02
22	hazelnuts	08022	7683	489457	1/57
23	potatoes	07019	0	126767132	0/00
24	walnuts	08023	0	4890713	0/00
25	other citrus	08059	0	3995	0/00
26	lemon and limes	08055	6632	10331436	0/06

This is important to notify that a large number of province products are exported from other provinces' customs, so that they are not pointed out in the province statistics.

Iran and Kerman Export Chapters in Agricultural Sector-2021 up to now

row	commodity description	Tariff N.	Dollar Value		Province Share of Iran(%)
			Kerman	Iran	
1	pistachio	08025	182544264	284249332	64/22
2	dates	08041	4288155	52612433	8/15
3	milk,dough,yoghurt,cream,honey	04	503004	130938276	0/38
4	barbery	08109020	4375	218757	2/00
5	grapes	08062	135743	60039418	0/23
6	almond	08021	49896	9201232	0/54
7	other oil seeds	120	0	943981	0/00
8	figs	08042	19329	6911103	0/28
9	Edible vegetables and certain roots and tubers	07	171947	262431173	0/07
10	asafetida(bitter and sweet)	13019	0	1800568	0/00
11	black tea	09024	0	5471313	0/00
12	flowers and buds for bunch of flowers	06	24635	5330176	0/46
13	Essence of licorice and other plants essence	13021	3734	4023746	0/09
14	onion and persian shallots	07031	0	7941674	0/00
15	henna	14049	0	3309445	0/00
16	plum and other dried fruits	08134	2612	1168041	0/22
17	semi milled rice, wholly milled rice	10063	13733	987851	1/39
18	plum and fresh tomato	08094	0	4411549	0/00
19	saffron and other spices	0910	0	34153421	0/00
20	corn	10059090	0	7130	0/00
21	sunflowers seeds	12060	0	16705	0/00
22	hazelnuts	08022	0	4777	0/00
23	potatoes	07019	13601	36796076	0/04
24	wulnuts	08023	5717	170534	3/35
25	other citrus	08059	0	258090	0/00
26	lemon and limes	08055	14720	2357181	0/62

References

- 1- Statistical center of Iran, yearly statistics book, 2019
- 2- Agriculture statistics book, 2019, 1st.volume, cultivated products, published year:2020
- 3- Agriculture statistics book, 2019, 2nd.volume, pulished year:2020
- 4- Agriculture statistics book, 2019, 3rd.volume,horticultural products, published year:2020
- 5-The Islamic Republic of Iran customs Administration

Kerman Chamber of Commerce Industries, Mines and Agriculture


Jomhuri Eslami Blvd., Kerman, Iran P.O. Box: 76175-471 Postal Code: 76196-53498


Website: www.otagh-bazargani.com E-mail: pr@otagh-bazargani.com

Tel: 034-32458394 Fax: 034-32471841

Prepared by: Market Development and Promotion of Business Environment Department

Designer : Mehrdad Shamsi
+98 912 098 2011





Kerman Chamber of Commerce,
Industries, Mines and Agriculture

